

Unassigned home 32410024

Lot Number: **0024**

Home Number: **32410024**







Address: **14311 Moonlit Creek Court, Montgomery, TX 77316**

**CLOPTON FARMS 70': E303-Fulbright: B - Brick / Stone**









Design Consultant: **Taylor Howard**

Print Date: **12/18/2025**

**Confirmed Options**

Option No.	Option Name	Qty	Confirmed
<b>Flex/Configuration Selections</b>			
<b>0486</b>	<b>Alternate Sec. Bath Layout (Bathroom Selections: Secondary Bath Configuration)</b>	1	7/8/2025
	Description: A stand-alone shower provides easier access for those with mobility challenges or a preference for showers over tubs. It removes the necessity to step over a tub's high sides, enhancing safety and convenience. Opting for a shower rather than a tub/shower combination can also optimize space in the bathroom, particularly beneficial in smaller spaces, contributing to an open and roomy ambiance.		
<b>0075</b>	<b>Freestanding Tub (Bathroom Selections: Primary Bath Configuration)</b>	1	7/8/2025
	Description: Upgrade primary bath tub to freestanding tub. Buyer may choose from two styles: Speak with your New Home Advisor or Design Consultant for more details. This option includes upgrading the tub only. It does not include changes to plumbing fixtures, flooring, wall tile, windows or other bathroom reconfiguration other than those that may be shown on your selected floor plan.		
<b>BRICKA</b>	<b>Brick Selection - Group A (Exterior Selections: Enhanced Exterior Selections)</b>	1	7/8/2025
	Master Brick - Denali #Master Brick - Denali by TPH		
<b>EXTPA10</b>	<b>Exterior Paint Trim Color (Exterior Selections: Enhanced Exterior Selections)</b>	1	7/8/2025
	Description: Locations when material is on elevation: Around windows, around doors, stucco bands, horizontal header bands on garages, hardi between windows, columns, exterior back door, and garage trimmers.  Intellectual Gray #SW 7045 (Intellectual Gray) by Sherwin-Williams Paints		
<b>EXTPA20</b>	<b>Exterior Paint Accent Color (Exterior Selections: Enhanced Exterior Selections)</b>	1	7/8/2025
	Description: Locations when material is on elevation: Fascia, soffit, brick frieze, corbels, louvered vents, garage doors, brackets, shutters, front and back porch ceilings, and exterior of front door (fiberglass only).  Gauntlet Gray #SW 7019 (Gauntlet Gray) by Sherwin-Williams Paints		
Other Notes: <b>***GUTTERS - CHARCOAL GRAY***</b>			
<b>EXTPA30</b>	<b>Exterior Paint Body Color (Exterior Selections: Enhanced Exterior Selections)</b>	1	7/8/2025
	Description: Locations when material is on elevation: All horizontal siding, vertical siding, and main body stucco.  Pure White #SW 7005 (Pure White) by Sherwin-Williams Paints		
<b>MBRKWHT</b>	<b>White Mortar for Brick (Exterior Selections: Enhanced Exterior Selections)</b>	1	7/8/2025
	Description: White mortar is commonly used to enhance the appearance of your brickwork. The white mortar highlights the shape and color of the brick selection.		



	<b>MSTNWHT</b>	<b>White Mortar in Stone Areas (Exterior Selections: Enhanced Exterior Selections)</b>	1	7/8/2025
		Description: White mortar is commonly used to enhance the appearance of your stone. The white mortar highlights the shape and color of the stone selections.		
	<b>NSTNC</b>	<b>Exterior Stone - Group C (Exterior Selections: Enhanced Exterior Selections)</b>	1	7/8/2025
		Stone - Charcoal Leuder Chop #NSTNWRMCHARCOALLEUDERCHOP (Rock Materials) by TPH1		
	<b>D410</b>	<b>Front Door - 42" Wide 8' High Door ***Plan Specific*** (Exterior Selections: Front Door Selections)</b>	1	7/8/2025
		Description: The wider front door adds a distinctive and modern touch to the entrance of your home, making a bold architectural statement. The wider opening creates a more spacious and grand entrance.		
	<b>FRD368-E</b>	<b>Front Door 3680 Stately Collection (Exterior Selections: Front Door Selections)</b>	1	11/18/2025
		3 Lite Contemporary Mahogany Door #FRDR-3680-3-LITE-CONTEMPORARY-MA (3680) by TPH1		
		Attributes		
		↳ Mahogany Door Stains:		
			• Extra Ebony	
		↳ Mahogany Glass - Group E:		
			• Satin Glass	
	<b>WINWHT</b>	<b>White Window Frames (Exterior Selections: Additional Window Selections)</b>	1	7/8/2025
		Description: White colored window frames combine energy-efficiency with a simple and clean look that will allow for a variety of coordinating styles both inside and outside your home.		
	<b>0593</b>	<b>Add 1 Car Garage (Garage Selections: Structural Garage Configurations)</b>	1	7/8/2025
		Description: The optional additional garage bay allows for additional storage for belongings, allowing for a clutter-free and organized home environment, while also providing the flexibility to use the space for various purposes.		
	<b>KITUPGST</b>	<b>Kitchen Design w/DBL Oven Tower and 36" Cooktop (Kitchen</b>	1	7/8/2025











**Selections: Kitchen Configurations)**






Description: Upgrading your appliance layout to include a double oven with built-in microwave is a great way to add value to your home. It adds an impressive balance of elegance and function.

	<p><b>PR3L01</b></p>	<p><b>Interior Gas Stub Out at Laundry Room (Laundry Selections: Laundry Configurations)</b></p>	<p>1</p>	<p>7/8/2025</p>
<p>Interior Gas Stub Out at Laundry Room #PR3L01 by TPHNOP</p>				
	<p><b>0367</b></p>	<p><b>Extended Covered Patio (Outdoor Living Selections: Patios &amp; Decks)</b></p>	<p>1</p>	<p>7/8/2025</p>
<p>Description: Extending the size of your covered patio can provide additional living space, allowing you to enjoy the outdoors while still being protected by the elements. Extend your living space and enjoy the outdoors year-round, rain or shine and gain shade and protection from the elements, keeping you and your outdoor furniture safe from the sun and rain. It is a wise investment that will provide numerous benefits for years to come.</p>				
	<p><b>PR2X01</b></p>	<p><b>Exterior Gas Stub Out (Outdoor Living Selections: Outdoor Plumbing)</b></p>	<p>1</p>	<p>7/8/2025</p>
<p>Exterior Gas Stub Out #PR2X01 by TPHNOP</p>				
	<p><b>PWSAGNHB</b></p>	<p><b>Prep for Water Softener in Garage (Bypass Hose Bibs) Includes Dedicated Outlet (Whole Home Systems: Water Treatment Systems)</b></p>	<p>1</p>	<p>7/8/2025</p>
<p>Description: Preparing for a water softener can help with setup of costs for a softener system after you close on your home. This will ensure you have the necessary plumbing and electrical modifications setup for your after-market system.</p>				

**Kitchen Selections**





	<p><b>APG5216G</b></p>	<p><b>GE 36" Gas Cooktop Appliance Package with Double Oven, Microwave &amp; Custom Hood Insert in Stainless Steel (Appliance Selections: Gas Appliance Packages)</b></p>	<p>1</p>	<p>12/10/2025</p>
<p>GE® 36" Built-In Gas Cooktop with 5 Burners and Dishwasher Safe Grates #JGP5036SLSS (Stainless Steel) by GE</p> <p>GE® ENERGY STAR® Top Control with Stainless Steel Interior Door Dishwasher with Sanitize Cycle &amp; Dry #GDT635HSRSS (Stainless Steel) by GE</p> <p>GE® 30" Smart Built-In Self-Clean Convection Double Wall Oven with No Preheat Air Fry #JTD5000SVSS (Stainless Steel) by GE</p> <p>20" Custom Hood Insert w/ Dimmable LED Lighting #UVC7300SLSS (Stainless Steel) by GE Profile</p> <p>GE Profile™ 2.2 Cu. Ft. Built-In Sensor Microwave Oven #PCWK22U1WDD (Gray) by GE Profile</p>				
	<p><b>CBKIKMBP</b></p>	<p><b>Kitchen Cabinets - Kent Moore Painted - Showcase Collection (Kitchen Cabinets &amp; Accessories: Painted Cabinets)</b></p>	<p>1</p>	<p>12/10/2025</p>
<p>KMC Lexington Gun Metal - Painted #KMC-LX-GUN-METAL (KMC Lexington Gun Metal - Painted) by TPHHOU</p>				

	<b>CBKUPR-B</b>	<b>Kitchen Stacked Uppers - Kent Moore - Showcase Collection (Kitchen Cabinets &amp; Accessories: Decorative Enhancements)</b>	1	12/10/2025
		Description: Adding additional upper cabinets in your kitchen is a great way to add storage and enhance your overall design. Glass offers brightness, charm, and variety to your home.		
Style Notes: SOLID DOORS				
	<b>KHWLEYP</b>	<b>Leyton Collection in Kitchen Pull Only (Kitchen Cabinets &amp; Accessories: Cabinet Hardware)</b>	1	12/10/2025
		Leyton Pull #286-96SN (Satin Nickel) by TPH1		
	<b>CTQK05</b>	<b>Quartz Kitchen Countertop, Studio Collection - 3cm thickness (Kitchen Countertop Selections: Quartz Countertops)</b>	1	12/10/2025
		Calacatta Izaro Quartz #QSL-CALAIZARO-3CM-BK (Quartz) by MS International		
	<b>BKSRUNB</b>	<b>Backsplash- Running Bond Pattern (Kitchen Backsplash &amp; Wall Tile)</b>	1	12/10/2025
		Description: This one-over-two pattern uses the tiles in alternate offset lines to create a brick like effect. This is one of the most classic patterns when using rectangular tile and is very popular on backsplashes.		
		Running Bond Pattern Backsplash #Running Bond Pattern Backsplash by TPHNOP		
	<b>BKSTD2</b>	<b>Tile Backsplash Level 2 (Kitchen Backsplash &amp; Wall Tile)</b>	1	12/10/2025
		Revalia Remix Ripple Cream, Rectangle, 2X8, Ripple, Glossy #RV06RCT28RPLGL (Ripple Cream) by Daltile		
Color Notes: GROUT 93 WARM GRAY				
Style Notes: HORIZONTAL RUNNING BOND AT 1/2				
	<b>FA207SS</b>	<b>Delta Coranto Touch Kitchen Faucet in Arctic Stainless (Kitchen Faucet Selections: Stainless Steel Faucets)</b>	1	12/10/2025
		Single Handle Pull Down Kitchen Faucet with Touch2O Technology #9179T-AR-DST (Arctic Stainless) by Delta		
	<b>PSKBAG01</b>	<b>Blanco Precis Super Single Bowl Undermount Kitchen Sink in Silgranit Cinder (Kitchen Sink Selections)</b>	1	12/10/2025
		Blanco Precis Single Bowl Undermount Kitchen Sink in Silgranit Cinder #441478 (Silgranit Cinder - 441478) by TPHNOP		
	<b>KA2MA03</b>	<b>Water Filtration System &amp; Dispenser at Kitchen Sink - Single Stage with Spigot (Kitchen Plumbing Accessories)</b>	1	12/10/2025
		Dupure - Single Stage Drinking Water System #DUPURE-SINGLE-STAGE-WATER-SYSTEM by TPHHOU		

	<b>WFSCLASN</b>	<b>DuPure - Classic Series Spigot Brushed Nickel (Kitchen Plumbing Accessories)</b>	1	12/10/2025
		Dupure - Classic Spigot - Brushed Nickel #DUPURE-CLASSIC-SPIGOT-BRUSHED-NICKEL by TPHHOU		
	<b>ELM00031</b>	<b>Kitchen Under Cabinet Lighting with Switch 12" Undercabinet Light LED Bulbs (Kitchen Lighting Selections: Cabinet Lighting)</b>	1	12/10/2025
		Kitchen Under Cabinet Lighting #ELM0003 by TPHNOP		
<b>Primary Bath Selections</b>				
	<b>CBMBKMBP</b>	<b>Primary Bath Cabinets - Kent Moore - Painted - Showcase Collection (Primary Bath Cabinets: Painted Cabinets)</b>	1	12/10/2025
		KMC Lexington Gun Metal - Painted #KMC-LX-GUN-METAL (KMC Lexington Gun Metal - Painted) by TPHHOU		
	<b>MHWLEYP</b>	<b>Leyton Collection in Primary Bath Pull Only (Primary Bath Cabinets: Cabinet Hardware)</b>	1	12/10/2025
		Leyton Pull #286-96SN (Satin Nickel) by TPH1		
	<b>CTQV211</b>	<b>Quartz Bathroom Countertop with Splash, Select Collection Primary Bath - 2 cm thickness (Primary Bath Countertops: Quartz Countertops)</b>	1	12/10/2025
		Frost White Quartz 2CM #QSL-FRSTWHT-2CM (Quartz) by MS International		
	<b>MSHFLRD1</b>	<b>Primary Shower Floor Decorative Tile 1 (Primary Bath Wall &amp; Shower Tile)</b>	1	12/10/2025
		Color Wheel Mosaic Matte Chalkboard, Hexagon, 1.5, Matte #0780HEX2MT (Matte Chalkboard) by Daltile		
		Color Notes: GROUT 93 WARM GRAY Style Notes: FLATS IN DOORWAY		
	<b>MSHSTE</b>	<b>Primary Shower Tile Surround - Group E (Primary Bath Wall &amp; Shower Tile)</b>	82	12/10/2025
		Artsy Gallery Pearl, Rectangle, 12X24, Polished #AT32RCT1224PL (Gallery Pearl) by Daltile		
		Color Notes: GROUT 93 WARM GRAY Style Notes: STACKED STRAIGHT HORIZONTAL 1/8" SPACERS		
	<b>MTBDTE</b>	<b>Primary Tub Deck Tile - Group E (Primary Bath Wall &amp; Shower Tile)</b>	26	12/10/2025
		Artsy Gallery Pearl, Rectangle, 12X24, Polished #AT32RCT1224PL (Gallery Pearl) by Daltile		



Color Notes: GROUT 93 WARM GRAY  
 Style Notes: STACKED STRAIGHT HORIZONTAL 1/8" SPACERS

	<b>FB1C02SS</b>	<b>Delta Ashlyn Centerset Bathroom Faucet in Stainless (Primary Bath Faucets: Stainless Steel Faucets)</b>  Ashlyn Two Handle Centerset Bathroom Faucet In Stainless #2564-SSTP-DST (Stainless) by Delta  Ashlyn® Monitor® 14 Series Tub & Shower Trim in Stainless #T14464-SS (Brilliance® Stainless) by Delta  Ashlyn® Monitor® 14 Series Shower Trim in Stainless #T14264-SS (Brilliance® Stainless) by Delta  Ashlyn® Roman Tub Trim in Stainless #T2764-SS (Brilliance® Stainless) by Delta	1	12/10/2025
	<b>PSBA1B01</b>	<b>Amersink Rounded Rectangle Undermount Bathroom Sink in White (Primary Bath Sinks)</b>  20 x 15 x 7.5 Undermount Lavatory Porcelain Sink #AS225 (White) by AmeriSink	2	12/10/2025
	<b>LTK114NK</b>	<b>Kichler Winslow Bath Vanity Lighting in Brushed Nickel (Primary Bath Lighting: Nickel Lighting)</b>  Description: The size of vanity light you receive is dependent upon the community specifications. Tri Pointe Homes has carefully pre-selected the 2, 3, or 4-light vanity option shown, to ensure the most proportional and aesthetically pleasing size for your new bathroom.  Winslow - Bath 3Lt #45886NI (Brushed Nickel) by Kichler Lighting  Winslow - Bath 4Lt #45887NI (Brushed Nickel) by Kichler Lighting  Winslow Vanity Light 2-Light Clear Seeded Glass #45885NI (Brushed Nickel) by Kichler Lighting  Lighting Orientation #Lighting Orientation by TPHNOP	1	12/10/2025
	<b>SE10H</b>	<b>Frameless Hinged Door Shower Enclosure Primary Bath (Primary Bath Glass Enclosures)</b>  Description: A frameless hinged door shower enclosure adds a touch of elegance and sophistication to your primary bathroom. It creates a seamless and open look, enhancing the overall aesthetic appeal.	1	12/10/2025
	<b>BAX1SS</b>	<b>Coordinating Bath Hardware</b>	1	12/10/2025

**Maxted - Satin Nickel Primary Bath (Primary Bath Accessories & Hardware)**



Maxted Bath Accessories - Full Bath - Satin Nickel  
#HWBAMAXT-FULL-SN (Liberty Hardware) by TPHHOU



**PTX21101**

**Elongated Toilet in White Gerber GVP31512 (Primary Bath Toilets)**

1

12/10/2025

Gerber - Viper Elongated Toilet - 1.6 GPF  
#GVP31512 by TPHHOU



**FSTDRNAL**

**Freestanding Tub Drain and Overflow - Alternate Finish See Designer Paperwork for Finish (Primary Bathtubs)**

1

12/10/2025

Description: Attention to detail is what sets your home apart from others. Coordinate your freestanding tub drain and overflow cover with the rest of the plumbing fixtures in your Primary Bath for an elegant finish to your bathroom,



Attributes



**Freestanding Tub Drain Color:**

- Brushed Nickel



**PUX101**

**Rectangular Freestanding Bathroom Tub Arlow (Primary Bathtubs)**

1

12/10/2025

Arlow Freestanding Tub  
#FS-2048 by Royal Manufacturing

**Powder Bath Selections**



**FB3C02SS**

**Delta Ashlyn Centerset Bathroom Faucet in Stainless (Powder Bath Faucets: Stainless Steel Faucets)**

1

12/10/2025

Ashlyn Two Handle Centerset Bathroom Faucet In Stainless  
#2564-SSTP-DST (Stainless) by Delta



**LTK314NK**

**Kichler Winslow Bath Vanity Lighting in Brushed Nickel (Powder Bath Lighting: Nickel Lighting)**

1

12/10/2025

Winslow Vanity Light 2-Light Clear Seeded Glass  
#45885NI (Brushed Nickel) by Kichler Lighting

Winslow - Bath 3Lt  
#45886NI (Brushed Nickel) by Kichler Lighting

Lighting Orientation  
#Lighting Orientation by TPHNOP



Attributes



**Vanity Light Direction:**

- Lights Point Down per Community Specifications

**BAX3SS**

**Coordinating Bath Hardware Maxted - Satin Nickel Powder Bath (Powder Bath Accessories & Hardware)**

1

12/10/2025

Maxted Bath Accessories - Powder Bath - Satin Nickel  
#HWBAMAXT-POWDER-SN (Liberty Hardware) by TPHHOU



	<b>PTX21301</b>	<b>Elongated Toilet in White Gerber GVP31512. Powder Bath must be drawn on the plan. (Powder Bath Toilets)</b>	1	12/10/2025
Gerber - Viper Elongated Toilet - 1.6 GPF #GVP31512 by TPHHOU				

**Secondary Bath Selections**

	<b>CBSBKMBP</b>	<b>Secondary Bath Cabinets - Kent Moore - Painted - Showcase Collection (Secondary Bath Cabinets: Painted Cabinets)</b>	1	12/10/2025
KMC Lexington Gun Metal - Painted #KMC-LX-GUN-METAL (KMC Lexington Gun Metal - Painted) by TPHHOU				

	<b>CTMV212</b>	<b>Marble Bathroom Countertop with Splash, Select Collection Secondary Bath (Secondary Bath Countertops: Marble Countertops)</b>	1	12/10/2025
Royal Bath - 000 - Triple Ought White Cultured Marble Matte Finish #Royal-000-Cultured Marble (Matte Finish) by TPH1				

	<b>SECTSD</b>	<b>Secondary Bath Tile Surrounds Group D (Secondary Bath Wall &amp; Shower Tile)</b>	150	12/10/2025
Cove Creek Gray CC10 12 x 24 Matte #CC10RCT1224MT (Gray) by Daltile				

Color Notes: GROUT 93 WARM GRAY  
Style Notes: STACKED STRAIGHT HORIZONTAL  
Location Notes: BATH 2 & 3

	<b>SSHFLRD1</b>	<b>Secondary Shower Floor Decorative Tile 1 (Secondary Bath Wall &amp; Shower Tile)</b>	1	12/10/2025
Color Wheel Mosaic Matte Chalkboard, Hexagon, 1.5, Matte #0780HEX2MT (Matte Chalkboard) by Daltile				

Color Notes: GROUT 93 WARM GRAY  
Style Notes: FLATS IN DOORWAY  
Location Notes: BATH 2

	<b>FB2C02SS</b>	<b>Delta Ashlyn Centerset Bathroom Faucet in Stainless (Secondary Bath Faucets: Stainless Steel Faucets)</b>	1	12/10/2025
Ashlyn Two Handle Centerset Bathroom Faucet In Stainless #2564-SSTP-DST (Stainless) by Delta  Ashlyn® Monitor® 14 Series Tub & Shower Trim in Stainless #T14464-SS (Brilliance® Stainless) by Delta  Ashlyn® Monitor® 14 Series Shower Trim in Stainless #T14264-SS (Brilliance® Stainless) by Delta				

	<b>SVSWAVE</b>	<b>Integrated Rectangular Wave Bowl - Secondary (Secondary</b>	3	12/10/2025
--	----------------	--	---	------------



**Bath Sinks)**

Description: The Wave Bowl vanity sink is the ideal complement to a modern or contemporary bathroom vanity. Made from cultured white marble with an integrated basin, this vanity top is clean and classic.



**SE22H01** **Framed Hinged Door Shower Enclosure Secondary Bath - Alternate Layout (Secondary Bath Glass Enclosures)** 1 12/10/2025

Description: NOTE: This image is for representation only and your specific shower enclosure metal finish and plumbing fixture style and finish will be selected in the Design Studio.



Attributes

- ↳ **Framed Shower Enclosure Color:**
  - Brushed Nickel



**BAX2SS** **Coordinating Bath Hardware Maxted - Satin Nickel Secondary Bath (Secondary Bath Accessories & Hardware)** 2 12/10/2025

Maxted Bath Accessories - Full Bath - Satin Nickel  
 #HWBAMAXT-FULL-SN (Liberty Hardware) by TPHHOU



**PTX21201** **Elongated Toilet in White Gerber GVP31512 (Secondary Bath Toilets)** 2 12/10/2025

Gerber - Viper Elongated Toilet - 1.6 GPF  
 #GVP31512 by TPHHOU

**Laundry Selections**



**LDYPNTKM** **Laundry Cabinets - Paint Kent Moore Pre-Finished - Extra White (Laundry Cabinets: Painted Cabinets)** 1 12/10/2025

KMC Groveland Painted - Extra White - Beech / HDF  
 #KMC-GP-EXTRA-WHITE (KMC Groveland Painted - Extra White - Beech / HDF) by TPHHOU

**Interior Finish Selections**




**IP23Z** **Two Color Interior Paint & Trim Finishes Upgraded Wall Color - Flat Paint on Walls & Ceiling with Semi-Gloss Paint on Trim. (Interior Paint & Drywall Finishes)** 1 12/10/2025

City Loft  
 #SW7631 (City Loft) by Sherwin-Williams Paints



Attributes

- ↳ **Paint Color - Ceiling:**
  - Ceiling will match Trim Color.
- ↳ **Paint Color - Trim:**
  - SW 7006 - Extra White 

**DR1041** **Horizontal Raised 5 Panel Interior Doors (Door Selections: Whole House Interior Door Styles)** 1 12/10/2025



5-Panel Interior Doors  
#DR1041 by TPHNOP



FP12W-TE

Fireplace Tile - Group E Single Story - Tile to Ceiling (Fireplace Mantel & Surround)

1

12/10/2025

Artsy Gallery Pearl, Rectangle, 12X24, Polished  
#AT32RCT1224PL (Gallery Pearl) by Daltile

Color Notes: GROUT 93 WARM GRAY  
Style Notes: STACKED STRAIGHT HORIZONTAL 1/8" SPACERS



FRMSH201

Stained Fireplace Shelf Mantel Cedar - See Design Consultant for Stain Choices (Fireplace Mantel & Surround)

1

12/10/2025

Stained Fireplace Shelf Mantel  
#Stained Fireplace Shelf Mantel by TPHNOP



Attributes

Fireplace Mantel Stain Selection:

- Espresso



IPTHRIL

Handrail Stain - See Design Consultant for Stain Choices (Stair Selections: Stair Styles & Finishes)

1

12/10/2025



Attributes

Handrail Stain Selection:

- Ebony



ST06S102

Metal Vertical Balusters with Stained Stair Handrail on Open Tread Level 2 (Stair Selections: Stair Styles & Finishes)

1

12/10/2025

MODERN IRON BALUSTERS - SATIN BLACK  
#MODIRBAL - STNBLK (MODERN - SATIN BLACK) by General



DHF10NK

Schlage Century Front Door Handleset, Bowery Knob in Satin Nickel, Includes Century Encode Deadbolt (Front & Interior Door Hardware: Nickel Door Hardware)

1

12/10/2025

Encode™ Smart WiFi Deadbolt with Century Trim in Satin Nickel  
#BE489WB CEN 619 by Schlage

Custom Single Cylinder Handleset and Bowery Knob  
#FC60 CEN 619 BWE (Satin Nickel) by Schlage

DHILO1NK

Schlage Solstice Door Levers in Satin Nickel (Front & Interior Door Hardware: Nickel Door Hardware)

1


12/10/2025

J Series Privacy Solstice Lever  
#J40 SOL 619 (Satin Nickel) by Schlage



J Series Non-locking Solstice Lever  
#J10 SOL 619 (Satin Nickel) by Schlage

**Flooring Selections**



HCARPET1

**Carpet Included (Carpet Selections)**

CI1

12/10/2025

**FIREBALL**  
FIREBALL  
#HFN89-00122 (00122 SUGAR COOKIE) by Shaw Floors

Plan E303

↳ **Areas:**

- Primary Closet
- Primary Suite
- Stairs
- Bedroom 2
- Bedroom 3
- Bedroom 4
- Hallway
- Game Room

Attributes

↳ **Included Carpet Installation:**


- Included Carpet Installation



Linked Products

↳ **Carpet Pad Included:**

- 1/2" 5lb Density Carpet Pad  
#HPAD5 by TPH



HTILE2

**Tile Square (Tile Flooring Selections)**

TS1

12/10/2025

**Memoir**  
Memoir Jewel Grey ME26 12 X 12 Matte  
#ME2612121PV (Jewel Grey) by Daltile

Plan E303

↳ **Areas:**

- Laundry

Attributes

↳ **Grout Size:**

- 3/16"

↳ **Tile Square Installation:**

- Straight Set Square Tile



Linked Products

↳ **Tile Grout:**

- Mapei Grout #5077 - Frost  
#5077Frost by TPHNOP



HTILE3

**Tile Rectangular (Tile Flooring Selections)**

TR2

12/10/2025

**Cove Creek**  
Cove Creek Gray CC10 12 x 24 Matte  
#CC10RCT1224MT (Gray) by Daltile

Plan E303

↳ **Areas:**

- Bath 2
- Bath 3

Attributes

↳ **Grout Size:**

- 3/16"

↳ **Tile Rectangular Installation:**

- Straight Set Rectangular Tile Front to Back



↳ **Linked Products**

↳ **Tile Grout:**

- Mapei Grout #5093 - Warm Gray #5093WarmGray by TPHNOP



**HTILE3**

**Tile Rectangular (Tile Flooring Selections)**

**TR1**

12/10/2025

**Artsy**

Artsy Gallery Pearl AT32 12 x 24 Polished #AT3212241P (Gallery Pearl) by Daltile

↳ **Plan E303**

↳ **Areas:**

- Primary Bath (0075) (Freestanding Tub - 0075)

↳ **Attributes**

↳ **Grout Size:**

- 1/8"

↳ **Tile Rectangular Installation:**


- Straight Set Rectangular Tile Front to Back



↳ **Linked Products**

↳ **Tile Grout:**

- Mapei Grout #5093 - Warm Gray #5093WarmGray by TPHNOP



**HTILE6**

**Tile Wood Like (Tile Flooring Selections)**

**TW1**

12/10/2025

**Saddle Brook**

Saddle Brook Oak Trail, Plank, 6X36, Matte #SD13PLK636MT (Oak Trail) by Daltile

↳ **Plan E303**

↳ **Areas:**

- Powder
- Great Room
- Kitchen
- Foyer
- Dining
- Office

↳ **Attributes**

↳ **Grout Size:**

- 3/16"

↳ **Wood Look Tile Installation:**

- Random Linear Front to Back Wood Look Tile



↳ **Linked Products**

↳ **Tile Grout:**

- Mapei Grout #5005 - Chamois #5005Chamois by TPHNOP

Notwithstanding the finalization of this Buyer Option Order, as indicated by Buyer's execution of this Buyer Option Order, Seller shall have no obligation to order any Options until the Options Addendum or Options Amendment to which this Buyer Option Order is attached, as applicable, is fully executed by Buyer, Buyer has paid the required Options Deposit and Seller has approved the Options by signing the Options Addendum or Options Amendment to which this Buyer Option Order is attached, as applicable. Capitalized terms not otherwise defined in this Buyer Option Order shall have the meaning ascribed to such term in the Purchase Agreement under which the Option Addendum or Option Amendment to which this Buyer Option Order is attached is entered into.

Buyer's signature or acceptance of this Buyer Option Order is final and binding upon Buyer and may not be revised or amended without the written consent of Seller. By executing this Buyer Option Order you are confirming that you have reviewed the information above and are agreeing to accept and pay for the option selections set forth above, under the terms of the purchase agreement and any Options Addendum or Options Amendment.

We endeavor to provide accurate information, but information provided through this service may not always be accurate and may contain errors or misstatements. Products, features, prices and options are subject to change or substitution, any time without notice or obligation, in Seller's sole and absolute discretion. Product descriptions, photos, renderings, images, and other information may reflect artists' conceptions and are for illustrative purposes only and may not accurately represent actual construction. All information is provided as-is and without any warranty as to the accuracy and completeness of any information. Neither Seller nor any of its affiliates, suppliers, service providers, or representatives undertakes any responsibility or liability for any errors or omissions in any information provided through this service or for any actions taken as a result of your use of this option selection service. Use of this service does not constitute an offer or solicitation for sale and does not create any contract, agreement, legal rights or obligations between us with respect to the sale of any home or real property. Agreement to or execution of this document by any studio design professional or other person shall not constitute Seller's acceptance of this Buyer Option Order, which may only be accepted by Seller pursuant to the Options Addendum or Options Amendment process referenced above. Not all features and options are available in all homes. Unless otherwise expressly stated, homes do not come with hardscape, landscape, or other decorator items. Community maps, illustrations, plans and/or amenities reflect our current vision and are subject to change without notice. Our name and the logos contained herein are registered trademarks of Tri Pointe Homes, Inc. and/or its subsidiaries. © 2021 Tri Pointe Homes, Inc. All rights reserved. [tripoinehomes.com/statelicense-notices](http://tripoinehomes.com/statelicense-notices)

Lot Number: **0024**  
 Home Number: **32410024**  
 Address: **14311 Moonlit Creek Court, Montgomery, TX 77316**  
 View: **Plan E303**  
 Version: **1**  
 Scenario: **SPEC FLOORING**

**CLOPTON FARMS 70': E303-Fulbright: B - Brick / Stone**  
 Design Consultant: **Taylor Howard**  
 Print Date: **12/18/2025**

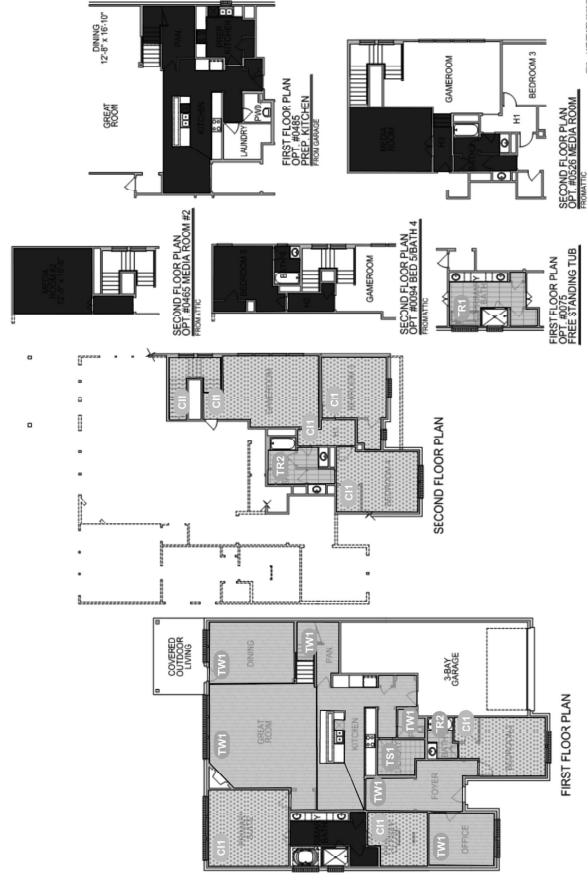
**Plan E303: SPEC FLOORING**

**TW** Tile Wood Like

**TR** Tile Rectangular

**TS** Tile Square

**CI** Carpet Included



Plan E303: SPEC FLOORING

Key	Product	Family	Style	Installation	Attribute list	Linked Products	Area
TR2	Cove Creek Gray CC10 12 x 24 Matte	Cove Creek	Gray	Straight Set Rectangular Tile Front to Back	Grout Size:3/16"	Tile Grout:Mapei Grout #5093 - Warm Gray	Bath 2, Bath 3
TS1	Memoir Jewel Grey ME26 12 X 12 Matte	Memoir	Jewel Grey	Straight Set Square Tile	Grout Size:3/16"	Tile Grout:Mapei Grout #5077 - Frost	Laundry
TW1	Saddle Brook Oak Trail, Plank, 6X36, Matte	Saddle Brook	Oak Trail	Random Linear Front to Back Wood Look Tile	Grout Size:3/16"	Tile Grout:Mapei Grout #5005 - Chamois	Powder, Great Room, Kitchen, Foyer, Dining, Office
TR1	Artsy Gallery Pearl AT32 12 x 24 Polished	Artsy	Gallery Pearl	Straight Set Rectangular Tile Front to Back	Grout Size:1/8"	Tile Grout:Mapei Grout #5093 - Warm Gray	Primary Bath (0075) (Freestanding Tub - 0075)
C11	FIREBALL	FIREBALL	00122 SUGAR COOKIE	Included Carpet Installation		Carpet Pad Included:1/2" 5lb Density Carpet Pad	Primary Closet, Primary Suite, Stairs, Bedroom 2, Bedroom 3, Bedroom 4, Hallway, Game Room



**Paint:**

Due to the mixing process and tints used in paint color, the paint samples shown in the Design Studio and New Home Gallery are representative of the available colors. Sun exposure, lighting, flooring, no window treatments, etc. can cause variations in the color's appearance.

Home Buyers Initials: \_\_\_\_\_

**Wall Texture:**

There are many different wall texture applications available, and you may have had different choices depending on the home you have purchased. Wall textures are designed to be consistent, but not perfect. Drywall patches and/or changes to the walls surface could impact the consistency in the texture of your walls. Different colors of paint can create shading or highlights that could bring different dimension to your wall texture in different spaces with wall color changes.

Home Buyers Initials: \_\_\_\_\_



**Wood or Engineered Wood: Cabinets, Doors, Handrails, Mantels, Trim, and Flooring:**

Wood and Engineered Wood are natural materials and as such they are subject to deviations in texture, grain, and density. These deviations are an inherent part of wood and engineered wood and may affect the evenness and color of the finish whether painted or stained. Cabinets, mantels, trim, handrails, built-ins, and wood flooring, even in the same room will vary in color and texture. Buyer understands that wood and engineered wood used for the cabinets, doors, handrails, fireplace mantels, trim, built-ins, or flooring are supplied by different vendors. Some items are stained or painted off site and under plant conditions while other items are stained or painted on site and each possibly by different subcontractors. No two pieces of wood or engineered wood will stain or receive paint the same. Cabinets with a glazed finish will have glaze settling naturally into corners and grooves. Glazing will be more prominent on lighter-toned base finishes and more prominent on darker-toned base finishes. No two glazed doors will be alike. There will be naturally occurring color, grain, and texture differences as well as visible mineral streaks and worm tracking. Wood and engineered wood naturally expands and contracts. Periodically you may see cracks in the finish surface of joints, and this is considered normal. Sometimes these cracks are more noticeable in painted cabinets. Weather conditions, lighting, age, etc., will affect the color and the finish. Wood or engineered wood that curves or that has decorative detail, such as handrails may absorb stain differently than other parts of the same piece of wood. Butt doors, or Double Doors without a center stile, are installed with a small space between them. Full overlay doors are also installed with a small space. Overlay doors have more exposed face frame on all sides of the doors and drawers. The standard opening for a refrigerator is designed to accommodate most refrigerators, however, the refrigerator openings will not accommodate every possible refrigerator. It is recommended that you take measurements from the completed kitchen before making a refrigerator purchase. To ensure your refrigerator does not protrude far past the cabinet opening, it is recommended that you purchase a counter depth refrigerator.

Home Buyers Initials: \_\_\_\_\_



**Cabinets that use Bonded Foils and Coatings:**

Cabinets with bonded coatings are made using a manufacturing process to bond a coating to an MDF door or drawer front. The color may change over time due to age, exposure to sunlight, smoke, and chemicals. Some pieces of your cabinets, such as crown molding, may not be made with the same material as the doors, and therefore you may be able to see a difference in color or grain from one piece of the cabinet to another. Butt doors, or Double Doors without a center stile, are installed with a small space between them. Full overlay doors are also installed with a small space. Overlay doors have more exposed face frame on all sides of the doors and drawers. The standard opening for a refrigerator is designed to accommodate most refrigerators, however, the refrigerator openings will not accommodate every possible refrigerator. It is recommended that you take measurements from the completed kitchen before making a refrigerator purchase. To ensure your refrigerator does not protrude far past the cabinet opening, it is recommended that you purchase a counter depth refrigerator.

Home Buyers Initials: \_\_\_\_\_



**Quartz:**

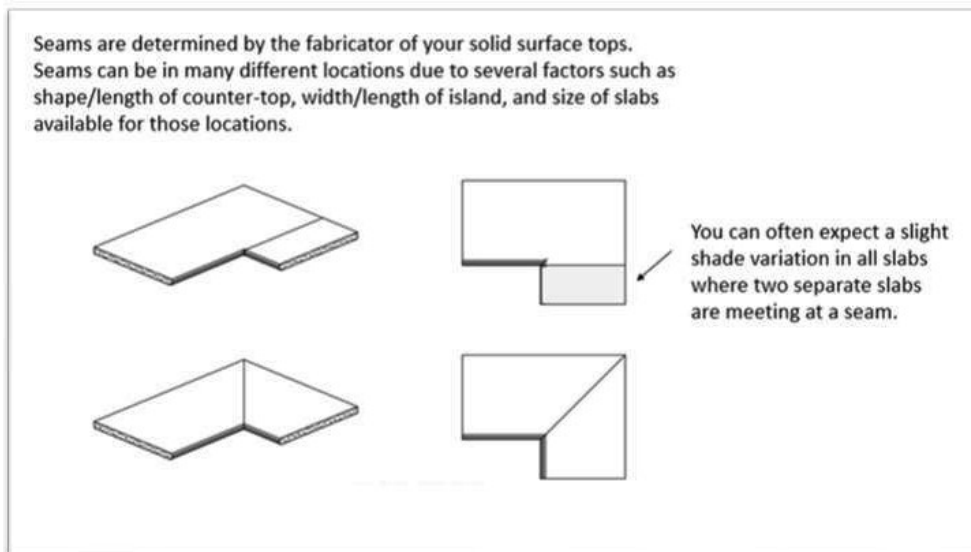
Quartz is a manmade surface constructed from natural products and therefore may contain slight variations from slab to slab. Quartz is a low maintenance surface that is durable, scratch resistant, non-porous and resists stains. The product is highly resistant to scratching; however, avoid using sharp objects directly on the surface. The product is stain resistant and does not require sealing but is not 100% impervious to stains.

Home Buyers Initials: \_\_\_\_\_



**All Countertop Layouts (Granite – Marble – Limestone – Travertine – Quartz – Corian – Piedrafina):**

Due to the variable sizes of slabs and actual kitchen layouts, seam placement will be at the discretion of the countertop installer. Because of these variables, the same plan type could have a different number of seams and varied seam locations. Seams are necessary in all slab countertop installations and will be visible. Due to large island layouts, specifically long lengths and widths, expect a seam in your island. The samples used for the selection process in the Design Studio are only representations of the products to be installed in your home. If multiple slabs are required, each slab may have slight shade variations where the seams join. Due to variation in slab material, there will be differences in shade, color, veining (natural or manufactured), and texture between the studio samples and the material installed in your home. Although heat resistant, all stone products can be damaged by sudden and extreme temperature changes.



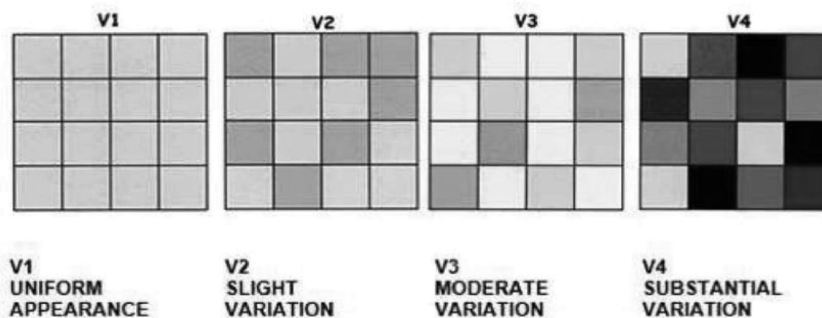
Home Buyers Initials: \_\_\_\_\_

**Ceramic/ Porcelain Tile:**

Ceramic and porcelain tile are manmade products that can and will vary in uniformity and color. Shade variance should be expected and is often graded by the supplier and is specific to the series selected. Ceramic and Porcelain tiles are manufactured in a way that there may be a dye lot difference in samples. Please be aware that glazed ceramic and porcelain tile edges may not match the face color of the tile. During the firing process glazing can drip over edges create inconsistencies within the same tile at the edges. Rectified tile edges are mechanically finished, and the edges will be sharp even after the tile is grouted. Field tile and bullnose are manufactured to coordinate, not match in color. Directional bullnose may not match the direction of field tile. Variance in field tile and bullnose should be expected.

Home Buyers Initials: \_\_\_\_\_

**Tile Variation:**



The color, shade and pattern of all tile varies to some degree between pieces and production runs. Variation ratings have been associated with your tile selection. The color, shade and pattern between the samples viewed at the design studio and the actual tile installed in your home will differ to some extent. These color, shade, and pattern variations do not represent a defect and are considered normal in the industry. Field tile and trims often vary in shades and may not match exactly.

V1 - Uniform Appearance

Differences among pieces from the same production run are minimal.

V2 - Slight Variation

Clearly distinguishable differences in texture and/or pattern within similar colors.

V3 - Moderate Variation

While the colors present on a single piece of tile will be indicative of the colors to be expected on the other tiles, the number of colors on each piece may vary significantly. For example "that little bit of color" on one piece of tile may be the primary color on the next piece.

V4 - Substantial Variation

Random color differences from tile to tile, so that one tile may have totally different colors from that of other tiles. Thus, the final installation will be unique.



Home Buyers Initials: \_\_\_\_\_

**Tile Lippage:**

Tile lippage is the variation in height of adjoining tiles. This lippage is caused by slight warpage of porcelain and ceramic tiles. This warping is not a defect in the material; it is a result of the manufacturing process and should be expected. When tiles are used and set in a pattern, lippage will occur. When lippage occurs, you will be able to feel the height difference in adjoining tiles. In addition, you might be able to see a height difference as the higher tile will cast a shadow over the grout joint or adjoining tile. To minimize the lippage, consider setting the tile in a typical straight pattern or in a 1/3 off set pattern. This is applicable to both floor and wall applications.

Home Buyers Initials: \_\_\_\_\_

**Rectified Tile (Machined):**

Rectified or Machined tiles have been mechanically cut or ground down to an exact size. Rectified tile edges are mechanically finished, and the edges will be sharp even after the tile is grouted. The grout surface will not be flush with the face of the tile, therefore at times the tile edges may feel sharp. Rectifying affects only the tile's facial dimensions; it does not correct the thickness of a tile.

Home Buyers Initials: \_\_\_\_\_

**Grout and Grout Joints:**

Grout is a porous material and will stain. Grout is a manufactured masonry product and will have variations in color due to normal manufacturing dye lot variation. Grout cracks from daily use and normal settling. As grout ages, it will darken, and cracks will eventually appear that will require repair. This characteristic is considered a normal maintenance requirement and is not covered by warranty. Standard grout joints will vary in width from 1/16" to 1/4". This width is determined by materials selected, applications selected, and site conditions. Grout joint tolerances will be determined by the installer at time of installation based off the site conditions and materials selected. The grout surface will not be flush with the face of the tile, therefore at times the tile edges may feel sharp. Please note natural stone tile color can be impacted by grout color due to the porosity. Not all grout requires sealing. Should you want to seal for additional assurance, your grout can be sealed with grout sealers specific to the brand and type of grout installed in your home. Certain handmade tiles may have undulations that affect the appearance of grout lines and can be more pronounced with dark colored grout.

Home Buyers Initials: \_\_\_\_\_



**Tile Accent Material:**

Please note that all listelles, accents, and mesh mount materials will be installed at an approximate location per the diagram details as laid out by your designer. An example of this would be an accent called out on the design diagram to be installed at 5' and actually installed at 5'3" due to pan height, tub height, field tile size, escutcheon placement, etc.

UngROUTED mesh mount material (example- split face, stackstone) will have visible and varied gaps due to the integration of the joints between individual sheets. Listelles, accents, and mesh mount materials will vary in thickness dependent on materials selected. When installed next to field tile, thickness variance will occur. Accent materials can be thicker or thinner than adjacent materials. We cannot guarantee these materials will flush out.

If you have selected a mesh mounted accent, be aware that it may appear as though some of the accent material is installed out of square or uneven. Mesh mounted material is attached by the manufacturer making it impossible to make all the mosaic pieces line up perfectly, some pieces may appear to be misaligned after installation. We are unable to accept responsibility for the above-mentioned manufactured items. If you are unwilling to accept this possibility, we recommend that you reselect an accent that is not mesh mounted before approving your selections.

If you have selected listelles or deco pieces to be used in your backsplash, please be aware that we have no control over where they will fall in relation to the electrical outlets and switches. It is likely that the outlet and or switch may alter the design of your backsplash. If necessary, the installer may cut into your tile, decos, and listelle to incorporate the outlets on your backsplash that are required by code.

Home Buyer Initials: \_\_\_\_\_

**Natural Stone Tile:**

Natural stone is a product of nature. Natural color and veining will vary from one piece to another and/or from area to area within the same piece. Natural stone can be uneven and imperfect, may include fissures that may be mistaken for cracks, or other inclusions that may be mistaken for imperfections. All are natural characteristics of all types of natural stone and are not warrantable items. It is not possible to control natural characteristics or shade. The samples used in the Design Studio for the selection process are representative of the materials that you will receive but may vary in color and texture from what is installed. Honed natural stone use filler to fill the voids that naturally occur in the stone. Tumbled natural stone is filled by grout at time of installation. Be aware that normal wear on a tumbled, honed and filled tile will cause the filler or grout to chip away or fallout completely over the course of time. Normal required maintenance for tumbled or honed natural stone installations includes re-filling these voids. Use caution when moving appliances or furniture on your natural stone tile,



it is recommended that furniture and appliance legs have a protective covering, such as felt pads.

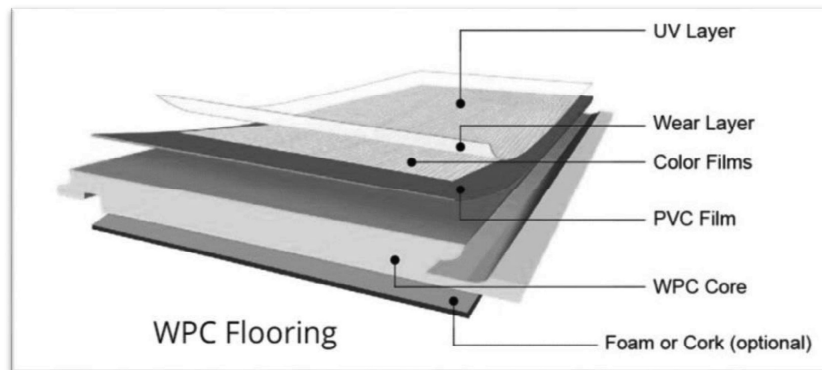
Home Buyers Initials: \_\_\_\_\_



**Waterproof Core (WPC):**

WPC is a water-resistant product that is resistant, although durable WPC can still be dented and scratched. WPC flooring is a floating floor installation which is not glued, nailed, or otherwise fastened to the subfloor or walls. This type of installation allows the planks to expand and contract as temperature and other conditions change. Floating floors gain their strength from locking to the other planks in the floor. Floating floors will have “give” or “bounce” under normal footsteps. Sound transmission is more evident in a floating floor installation than an attached product. In any location where flooring material changes from WPC to another product, and where WPC meets an exterior door, a raised over the floor transition piece will be required. The individual WPC planks will visually vary from piece to piece. Proper care and maintenance is an important part of living with WPC flooring. To clean the floor, regularly vacuum or dust mop to remove loose dirt/debris and use a pH neutral cleaner or water. Do not steam clean. Protect the floor from dents and scratches with felt pads on furniture legs. Avoid exposure to direct sunlight for prolonged periods by using drapes or blinds.

Home Buyers Initials: \_\_\_\_\_



**Stone Plastic Composite (SPC):**

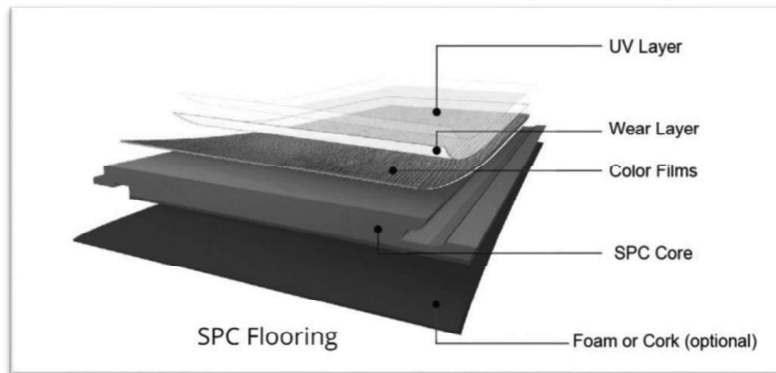
SPC is a water-resistant product that is resistant, although more rigid than Vinyl flooring products.

This type of installation allows the planks to expand and contract as temperature and other conditions change. Floating floors gain their strength from locking to the other planks in the floor. Floating floors will have “give” or “bounce” under normal footsteps. Sound transmission is more evident in a floating floor installation than an attached product. In any location where flooring material changes from SPC to another product, and where SPC meets an exterior door, a raised over the floor transition piece will be required. The individual SPC planks will visually vary from piece to piece. Proper care



and maintenance is an important part of living with SPC flooring. To clean the floor, regularly vacuum or dust mop to remove loose dirt/debris and use a pH neutral cleaner or water. Do not steam clean. Protect the floor from dents and scratches with felt pads on furniture legs. Avoid exposure to direct sunlight for prolonged periods by using drapes or blinds.

Home Buyers Initials: \_\_\_\_\_



**Room Scene Acknowledgement:**

Buyer acknowledges that they were shown a room scene (on back of product sample) of their WPC/LVP/SPC. Rooms scenes will show additional character and variation of the style & color selection that may not be captured on a small sampling of the product. By acknowledging this room scene, the home buyer accepts the variation and character shown.

Home Buyers Initials: \_\_\_\_\_



**Discontinued & Backordered Material:**

If the product you selected is discontinued or backordered and unavailable at the time your house is scheduled to begin installation, you may be asked to re-select the material. Our design team will do their best to ensure that they find you a replacement product that complements your selections if possible. If you choose to upgrade to a material beyond the price of your original selection, you will be charged the upgrade amount and thus responsible for the difference in cost.

Home Buyers Initials: \_\_\_\_\_

**Option Image Acknowledgement:**

Homebuyer acknowledges that some images associated with options show room scenes and conceptual application of products that differ by plan. Room scenes may be used to demonstrate the type of product being selected (such as Glass Shower doors) but are not intended to demonstrate the exact features or dimensions of the product(s) to be installed in your specific home.

Home Buyers Initials: \_\_\_\_\_



**Constructability:**

We will strive to help you achieve your design intent to the best of our ability. Be aware that slight differences in dimensions in the field may require our construction team to make modifications to your original conceptual design. Plumbing, electrical, and structural elements are uncontrollable conditions in the field and may affect the constructability of the design. (i.e., direction of floor joists may affect the installation direction of hardwood material resulting in your floor running a different direction than is seen in another home or model. Should such a change be required you will be notified.

Home Buyers Initials: \_\_\_\_\_



**ALL HARDWOOD FLOORING: (Solid Prefinished - Engineered - Site Finish)**

Wood floors are a natural product, expect them to have variation from board to board in grain and color. All wood flooring reacts to variations in temperature, moisture, and humidity. With these changes you may experience expansion and contraction in the flooring which may cause slight separation or peaking between the wood planks. This is normal and not considered a defect and is not a warrantable item. An in-home humidifier is suggested and may assist in the performance of your wood floor. It is recommended that you keep your thermostat set at consistent temperature between 65° - 85°. Hardwood floors will dent and scratch with normal daily use. Pet's nails, high heels, and any sharp or pointy objects will scratch and mark wood floors and is not a warrantable item. If you have selected a wood floor expect scratches, dents, dust, foot traffic and surface damage to occur, these items will be more visible in dark colors. Some styles like distressed, hand scraped, or wire brushed have open grains that can catch debris and may be difficult to clean. Use caution when moving appliances or furniture on your wood floors, it is recommended that furniture and appliance legs have a protective covering, such as felt pads. Wood stair nosing, transition strips and trim pieces are made to coordinate with wood flooring and will not match wood flooring exactly. Inspection of wood floors is to be done from a standing position according to industry standards as developed by NOFMA.

**Hardwood Coloring:**

Please be aware that hardwood is a natural product and can change color over time. Factors that will impact hardwood coloring include exposure to sunlight, area rugs, and furniture placement. These areas can “amber” wood floors and will cause areas covered to adjust in color at a different rate than those areas that remain exposed, making them appear different in color.

Home Buyers Initials: \_\_\_\_\_

**Engineered Wood:**

Engineered floors are constructed using multiple layers with a wood veneer. Because of this construction type, engineered wood flooring is less likely to expand and contract than solid wood. Engineered wood floors are manufactured with a durable factory finish and it is not recommended to refinish these floors.

Home Buyers Initials: \_\_\_\_\_

**Prefinished Solid Wood:**

Prefinished solid wood floors are manufactured with a durable factory finish. It is not recommended to refinish these floors. Please be aware that prefinished solid wood floors will expand and contract. These voids cannot be filled onsite.

Home Buyers Initials: \_\_\_\_\_



**Site Finished Wood:**

Onsite conditions will impact the finish and if selected stain color of your floor. Bubbles or any particulates in the home will be present in the final finish. Final product will differ in color from samples selected from the Design Studio. Please note that job site finished wood floors are manufactured to be sanded numerous times. It is possible that during the construction process that a site finished floor could be sanded more than once. This will not have an impact on the floors overall performance or ability to be refinished after move in. When sanding and finishing, it is at our discretion how much material needs to be removed from the floor to produce a product that meets or exceeds industry standards. Wood is a natural product, and each board will accept stain differently. Filler will not be an exact match to boards and will accept stain differently than wood. Please be aware that site finished wood floors will expand and contract.

Home Buyers Initials: \_\_\_\_\_

**Room Scene Acknowledgement:**

Buyer acknowledges that they were shown a room scene (on back of product sample) of their hardwood. Rooms scenes will show additional character and variation of the style & color selection that may not be captured on a small sampling of the product. By acknowledging this room scene buyer accepts the variation and character shown.

Home Buyers Initials: \_\_\_\_\_



**Sheet Vinyl:**

The vinyl samples in the design showroom may vary from what is installed in your home. Color, texture, shading, and design variations are to be expected and are considered normal in the industry. All sheet vinyl is subject to tearing, indentation or abrasions caused by furniture, shoes, abrasive products, appliances, or household accidents. Movement, settling, and cracks may occur in your slab foundation; control joints are designed to minimize cracking in the concrete. Cracks and control joint expansion can become visible through vinyl and is not considered a defect in materials or workmanship. Seams may be visible in vinyl depending on the design and layout of the area. Due to the process used in manufacturing vinyl floor products, it is not necessary to apply a wax or wax-based product. It is also not recommended to use rubber-backed area rugs, as they will cause discoloration of the vinyl surface over time. Discoloration may occur when vinyl is exposed to asphalt, tar, oil, driveway sealers, and some food products.

Home Buyers Initials: \_\_\_\_\_



**Carpet:**

Carpet samples in the Design Studio are intended to indicate the color and weight of a given material. They are subject to slight variations in dye-lot and texture. Well-made carpet seams may be visible. Seams will be more prominent in some materials than in others, such as low-profile carpet. Incidental light and a slight mounding effect known as peaking may contribute to the visibility of a well-made seam. Some carpets will be more resistant to soiling than others, but no carpet is stain proof. Excessive wear, ballooning, and some stains are not warranted items. Light colors may prove to be more difficult to maintain even with built in stain protection. Stain protection warranty questions should be directed to the stain protection manufacturer after closing. As carpet bends over stairs, backing may show depending on the texture, density, and color. Some styles will show wear patterns in high traffic areas. Patterned and Looped carpets can unravel due to snags or defects if this occurs contact your warranty specialist. Do not pull, cut, or apply any additional resistance on the unraveled area. Seam locations will be determined by installer. Many cut pile carpets with spun yarns are going to shed and that it is normal and expected.

**Carpet tack strip will be used at all areas where carpet transitions to other flooring products, on stairs and at the perimeter of rooms. You should expect the tack strip to be felt under the touch of hand or foot.**

Home Buyers Initials: \_\_\_\_\_

**Included Carpet:**

Please be aware that most standard carpet does not carry a wear warranty, texture retention warranty, or stain protection. This carpet will show wear, staining and lose its texture faster than upgraded carpet options with higher wear and texture retention ratings. This will not be covered under the manufacturer's warranty.

Home Buyers Initials: \_\_\_\_\_

**Pad:**

High-density carpet cushions will improve the performance of your carpet. Rebond pads are subject to slight variations in density due to the nature of the manufacturing process. Rebond pad color can vary from what is shown at the design studio to what is installed based on the products used to construct the pad.

Home Buyers Initials: \_\_\_\_\_



**Floor Transitions:**

Expect height differences between installed carpet, hardwood (prefinished, engineered, and ¾" solid job site finished), tile, and LVP/WPC/SPC. Various jobsite conditions and the inherent characteristics of the products selected will contribute to variations in height. The differences of these materials may be as much as 3/4" when they are installed side by side. As a result, floor transition materials may or may not be used between carpet, hardwood, LVP/WPC/SPC, and tile. Wood trims may not be an exact match to the flooring product. Use of a transition is at the discretion of the installer.

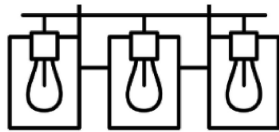
Home Buyers Initials: \_\_\_\_\_

**Lighting:**

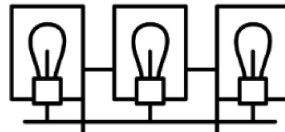
The direction of vanity light installation may differ from the images seen at the Design Studio and is at our discretion. Light bulbs come in many hues and may affect the way lighting appears in your home. Although the metal finish on light fixtures may coordinate with faucet and door hardware finishes, it will not be an exact match to other metal finishes in the home.

Vanity lights are often available in different lengths. If vanity lights are selected, the length and bulb count of the vanity lights in each bathroom will be determined by community specifications,

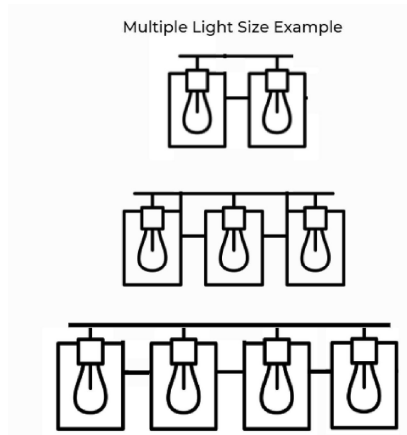
Down Lighting Orientation Example



Up Lighting Orientation Example



Multiple Light Size Example



Home Buyers Initials: \_\_\_\_\_



**Natural Stone Slab:**

Natural stone has natural variations that cannot be controlled. Expect the installed stone at your home to be different than the sample selected at the Design Studio. If you are uncomfortable with inconsistent natural variation, we suggest you select a manmade product. Shade variation and veining will vary in Natural Stone from one area to another within the same slab. Variation in color will appear at the seam locations. Veining and grain direction will also be taken into consideration in a layout. The shape and size of individual slab runs, along with seam layout can change veining, color, and grain direction in adjoining slab pieces. Due to the variety of minerals, voids, lines of separation, and structural flaws slabs may require multiple repairs throughout the process from quarry to the final installation. Standard industry practices include the use of reinforcing materials, liners, resins, cements, and fillers to address minor flaws to yield a finished product. Marble, Limestone and Travertine are an extremely porous material and recommended for use at vanity areas only. Natural stone is susceptible to staining by oily or greasy substances as well as anything that is highly acidic (i.e. lemon juice.) Precautions to protect the work area from spills and other food preparation residue are recommended to minimize possible staining. It is recommended to apply sealant to help protect the stone and maintain its beauty.

Home Buyers Initials: \_\_\_\_\_



**Stair Rail/Handrail/Mantel Stain:**

Due to different wood species and the natural variation of grain, the handrail, stair rail, or mantel stain will not necessarily match the cabinetry in the home or model. Field application of the stain will differ from that of a controlled cabinet manufacturing environment which can create further inconsistencies. Your stair rail, handrail, and mantel stain may not match but will coordinate with your cabinetry.

Home Buyers Initials: \_\_\_\_\_