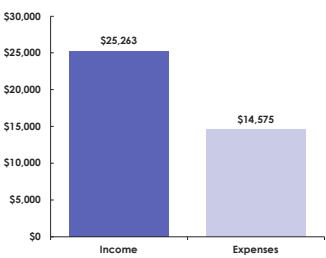


2610 & 2612 Isabella - 2025

SUMMARY	
Total monthly income	\$25,263
Total monthly expenses	\$14,575
BALANCE	
#####	
PERCENTAGE OF INCOME SPENT	
58%	

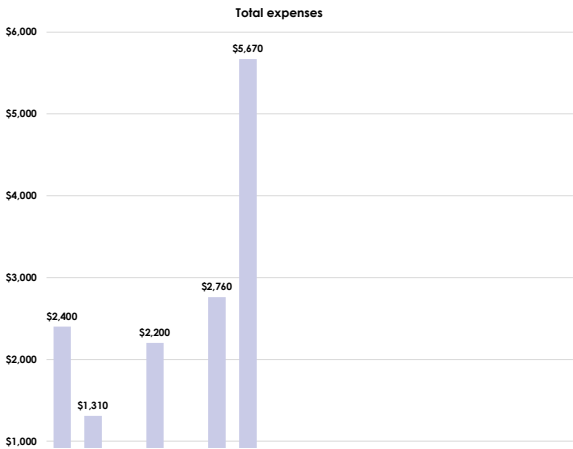
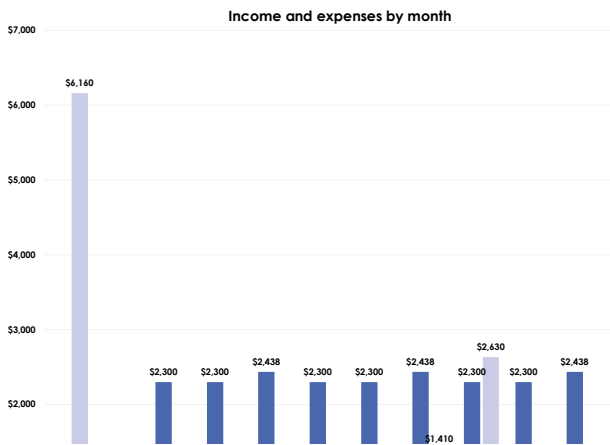


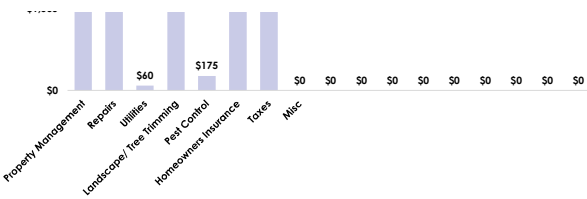
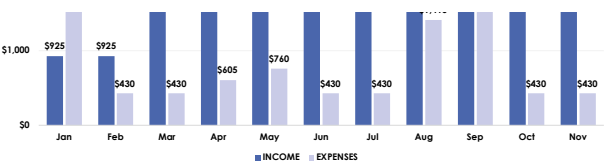
INCOME

Item	Jan	Feb	Mar	Apr	May	Jun	Jul	Aug	Sep	Oct	Nov	Dec	Total
2610	\$925	\$925	\$925	\$925	\$925	\$925	\$925	\$925	\$925	\$925	\$925	\$925	#####
2612	\$0	\$0	#####	#####	#####	#####	#####	#####	#####	#####	#####	#####	#####
Late Fees					#####			#####			#####		\$413
													\$0
Total	\$925	\$925	#####	#####	#####	#####	#####	#####	#####	#####	#####	#####	#####

EXPENSES

Item	Jan	Feb	Mar	Apr	May	Jun	Jul	Aug	Sep	Oct	Nov	Dec	Total
Property Management	\$200	\$200	\$200	\$200	\$200	\$200	\$200	\$200	\$200	\$200	\$200	\$200	#####
Repairs					\$330			\$980					#####
Utilities	\$60												\$60
Landscape/ Tree Trimming									#				#####
Pest Control				\$175					#				\$175
Homeowners Insurance	\$230	\$230	\$230	\$230	\$230	\$230	\$230	\$230	\$230	\$230	\$230	\$230	#####
Taxes	\$5,670												#####
Misc	\$0												\$0
													\$0
													\$0
													\$0
													\$0
													\$0
													\$0
													\$0
													\$0
Total	\$6,160	\$430	\$430	\$605	\$760	\$430	\$430	#####	#####	\$430	\$430	\$430	#####





* Repairs - Water Heater Repair & Carpet replacement in 2610 first floor bedroom