




Summary of Utility Expenses Past 12 Months



18202 Stockton Springs Drive, Spring TX 77379

Last 12 Months Utilities

Month	Water/Sewer	Electricity	Gas
Jul 2024	\$119.60	\$136.56	\$124.84
Aug 2024	\$61.24	\$157.51	\$118.60
Sep 2024	\$140.90	\$154.90	\$44.81
Oct 2024	\$172.70	\$114.69	\$47.23
Nov 2024	\$47.25	\$74.32	\$48.86
Dec 2024	\$38.10	\$59.55	\$101.46
Jan 2025	\$44.20	\$66.24	\$138.04
Feb 2025	\$41.15	\$54.34	\$135.73
Mar 2025	\$76.70	\$53.70	\$83.40
Apr 2025	\$81.90	\$75.29	\$64.99
May 2025	\$109.70	\$125.04	\$58.12
Jun 2025	\$96.09	\$140.91	\$54.36

-  281-381-7600
-  christinegreen.garygreene.com
-  christinegreen1014@gmail.com

